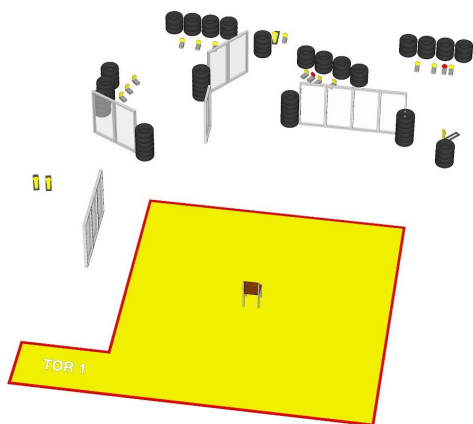


Strzelba IPSC L1 - Tor 1 - 2018-10-20



Stage Results - Modified

Place	Name	No.	Class	Div	PF	Points	Pen	Time	Hit Factor	Stage Pts	Stage %
1	Stryjecki, Tomasz		n/a	M	Maj	80	20	51.06	1.1751	85.0000	100.00 %

Stage Results - Open

Place	Name	No.	Class	Div	PF	Points	Pen	Time	Hit Factor	Stage Pts	Stage %
1	Niewiadomski, Piotr		n/a	O	Maj	85	10	23.46	3.1969	85.0000	100.00 %

Stage Results - Standard

Place	Name	No.	Class	Div	PF	Points	Pen	Time	Hit Factor	Stage Pts	Stage %
1	Czekala, Tomasz		n/a	S	Maj	85	10	27.74	2.7037	85.0000	100.00 %
2	Boszko, Maciej		n/a	S	Maj	85	10	27.80	2.6978	84.8165	99.78 %
3	Drygas, Piotr		n/a	S	Maj	85	0	32.06	2.6513	83.3527	98.06 %
4	Kalbarczyk, Piotr		n/a	S	Maj	85	0	32.17	2.6422	83.0677	97.73 %
5	Sarna, Marta		n/a	S	Maj	85	0	36.32	2.3403	73.5762	86.56 %
6	Boszko, Natalia		n/a	S	Maj	85	10	33.73	2.2235	69.9051	82.24 %
7	Brzeziński, Dariusz		n/a	S	Maj	85	0	41.32	2.0571	64.6730	76.09 %
8	Rakoczy, Rafał		n/a	S	Maj	85	10	38.45	1.9506	61.3238	72.15 %
9	Świerbiński, Kamil		n/a	S	Maj	85	10	38.58	1.9440	61.1172	71.90 %
10	Stefaniuk, Jacek		n/a	S	Maj	85	10	44.79	1.6745	52.6434	61.93 %
11	Wilim, Wilhelm		n/a	S	Maj	85	0	54.18	1.5688	49.3224	58.03 %
12	Warmijak, Piotr		n/a	S	Maj	85	20	44.28	1.4679	46.1498	54.29 %
13	Jaczewski, Jan		n/a	S	Maj	85	20	69.91	0.9298	29.2306	34.39 %
14	Michałowicz, Weronika		n/a	S	Maj	85	10	83.46	0.8986	28.2519	33.24 %
15	Olkowski, Filip		n/a	S	Maj	85	10	92.80	0.8082	25.4084	29.89 %
16	Popławski, Rafał		n/a	S	Maj	85	10	95.86	0.7824	24.5973	28.94 %
17	Jędrzykowski, Przemysław		n/a	S	Maj	85	0	113.46	0.7492	23.5527	27.71 %
18	Jędrał, Krzysztof		n/a	S	Maj	80	30	95.04	0.5261	16.5397	19.46 %
19	Fiałkowska, Magda		n/a	S	Maj	0	0	0.00	0.0000	0.0000	0.00 %
20	Szymot, Janusz		n/a	S	Maj	0	0	0.00	0.0000	0.0000	0.00 %
21	(DQ) Letki, Michał		n/a	S	Maj						
22	(DQ) Ejsymont, Damian		n/a	S	Maj						

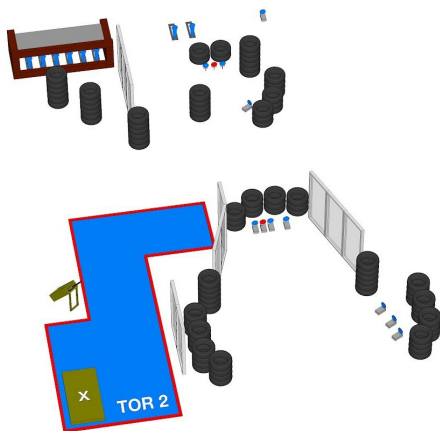
Stage Results - Standard Manual

Place	Name	No.	Class	Div	PF	Points	Pen	Time	Hit Factor	Stage Pts	Stage %
1	Talarek, Andrzej		n/a	SM	Maj	85	0	30.74	2.7651	85.0000	100.00 %
2	Borkowski, Łukasz		n/a	SM	Maj	85	0	32.33	2.6291	80.8197	95.08 %
3	Borowy, Oskar		n/a	SM	Maj	85	10	32.14	2.3335	71.7330	84.39 %
4	Bojanowski, Piotr		n/a	SM	Maj	85	0	36.84	2.3073	70.9256	83.44 %
5	Pałka, Tadeusz		n/a	SM	Maj	85	10	33.70	2.2255	68.4125	80.49 %
6	Gorzowski, Karol		n/a	SM	Maj	85	0	40.59	2.0941	64.3730	75.73 %
7	Kowalski, Paweł		n/a	SM	Maj	85	0	41.69	2.0389	62.6745	73.73 %
8	Bohun, Wojciech		n/a	SM	Maj	85	0	44.53	1.9088	58.6773	69.03 %
9	Eidrigevicius, Ignacy		n/a	SM	Maj	80	20	37.17	1.6142	49.6207	58.38 %
10	Bryniak, Dariusz		n/a	SM	Maj	85	10	49.38	1.5188	46.6889	54.93 %
11	Chrulski, Krzysztof		n/a	SM	Maj	85	10	56.19	1.3348	41.0304	48.27 %
12	Pawlak, Aleksander		n/a	SM	Maj	85	0	72.92	1.1657	35.8324	42.16 %
13	Rożek, Marcin		n/a	SM	Maj	85	20	60.91	1.0671	32.8041	38.59 %
14	Kudliński, Jakub		n/a	SM	Maj	85	10	74.59	1.0055	30.9090	36.36 %

15	Talarek, Żaneta	n/a	SM	Maj	85	10	79.30	0.9458	29.0731	34.20 %
16	Paczkowski, Andrzej	n/a	SM	Maj	85	0	94.32	0.9012	27.7025	32.59 %
17	Dębski, Michał	n/a	SM	Maj	80	20	72.29	0.8300	25.5139	30.02 %
18	Sowiński, Paweł	n/a	SM	Maj	80	40	76.74	0.5212	16.0229	18.85 %
19	Bielawski, Piotr	n/a	SM	Maj	0	0	0.00	0.0000	0.0000	0.00 %

Generated by PractiScore for Android (1.5.22 samsung) at 2018-10-22 16:47 +0200

Strzelba IPSC L1 - Tor 2 - 2018-10-20



Stage Results - Modified

Place	Name	No.	Class	Div	PF	Points	Pen	Time	Hit Factor	Stage Pts	Stage %
1	Stryjecki, Tomasz		n/a	M	Maj	90	0	62.03	1.4509	90.0000	100.00 %

Stage Results - Open

Place	Name	No.	Class	Div	PF	Points	Pen	Time	Hit Factor	Stage Pts	Stage %
1	Niewiadomski, Piotr		n/a	O	Maj	90	10	27.61	2.8975	90.0000	100.00 %

Stage Results - Standard

Place	Name	No.	Class	Div	PF	Points	Pen	Time	Hit Factor	Stage Pts	Stage %
1	Brzeziński, Dariusz		n/a	S	Maj	90	0	25.23	3.5672	90.0000	100.00 %
2	Kalbarczyk, Piotr		n/a	S	Maj	90	0	30.40	2.9605	74.6941	82.99 %
3	Czekala, Tomasz		n/a	S	Maj	90	0	33.45	2.6906	67.8834	75.43 %
4	Świerziński, Kamil		n/a	S	Maj	90	0	36.27	2.4814	62.6055	69.56 %
5	Boszek, Maciej		n/a	S	Maj	90	0	37.09	2.4265	61.2214	68.02 %
6	Popławski, Rafał		n/a	S	Maj	90	0	42.00	2.1429	54.0643	60.07 %
7	Rakoczy, Rafał		n/a	S	Maj	90	0	43.23	2.0819	52.5260	58.36 %
8	Drygas, Piotr		n/a	S	Maj	85	20	33.19	1.9584	49.4110	54.90 %
9	Sarna, Marta		n/a	S	Maj	90	0	48.77	1.8454	46.5594	51.73 %
10	Warmijak, Piotr		n/a	S	Maj	90	20	42.68	1.6401	41.3800	45.98 %
11	Stefaniuk, Jacek		n/a	S	Maj	85	20	49.88	1.3031	32.8779	36.53 %
12	Wilim, Wilhelm		n/a	S	Maj	85	20	50.88	1.2775	32.2317	35.81 %
13	Olkowski, Filip		n/a	S	Maj	90	0	89.00	1.0112	25.5135	28.35 %
14	Michałowicz, Weronika		n/a	S	Maj	85	20	64.77	1.0036	25.3196	28.13 %
15	Jaczewski, Jan		n/a	S	Maj	85	20	79.58	0.8168	20.6076	22.90 %
16	Jędrzcowski, Przemysław		n/a	S	Maj	90	10	116.47	0.6869	17.3298	19.26 %
17	Boszko, Natalia		n/a	S	Maj	75	60	51.77	0.2897	7.3102	8.12 %
18	Fiałkowska, Magda		n/a	S	Maj	0	0	0.00	0.0000	0.0000	0.00 %
19	Szymot, Janusz		n/a	S	Maj	0	0	0.00	0.0000	0.0000	0.00 %
20	Jędral, Krzysztof		n/a	S	Maj	60	120	71.09	0.0000	0.0000	0.00 %
21	(DQ) Letki, Michał		n/a	S	Maj						
22	(DQ) Ejsymont, Damian		n/a	S	Maj						

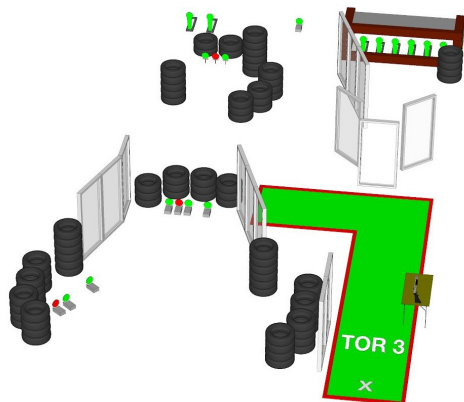
Stage Results - Standard Manual

Place	Name	No.	Class	Div	PF	Points	Pen	Time	Hit Factor	Stage Pts	Stage %
1	Talarek, Andrzej		n/a	SM	Maj	90	0	35.31	2.5489	90.0000	100.00 %
2	Borowy, Oskar		n/a	SM	Maj	90	0	39.23	2.2942	81.0069	90.01 %
3	Borkowski, Łukasz		n/a	SM	Maj	90	0	42.80	2.1028	74.2500	82.50 %
4	Bojanowski, Piotr		n/a	SM	Maj	90	0	46.13	1.9510	68.8901	76.54 %
5	Bryniak, Dariusz		n/a	SM	Maj	90	0	48.33	1.8622	65.7542	73.06 %
6	Kowalski, Paweł		n/a	SM	Maj	90	0	50.13	1.7953	63.3932	70.44 %
7	Gorzowski, Karol		n/a	SM	Maj	85	10	43.50	1.7241	60.8793	67.64 %
8	Chrulski, Krzysztof		n/a	SM	Maj	90	0	52.67	1.7088	60.3361	67.04 %
9	Eidrigевичius, Ignacy		n/a	SM	Maj	85	20	39.89	1.6295	57.5370	63.93 %
10	Bohun, Wojciech		n/a	SM	Maj	90	0	56.40	1.5957	56.3457	62.61 %
11	Rożek, Marcin		n/a	SM	Maj	90	10	54.43	1.4698	51.8979	57.66 %
12	Kudliński, Jakub		n/a	SM	Maj	90	0	71.53	1.2582	44.4275	49.36 %
13	Pałka, Tadeusz		n/a	SM	Maj	85	10	65.89	1.1383	40.1920	44.66 %
14	Talarek, Żaneta		n/a	SM	Maj	85	20	64.91	1.0014	35.3590	39.29 %

15	Paczkowski, Andrzej	n/a	SM	Maj	85	20	67.03	0.9697	34.2406	38.05 %
16	Dębski, Michał	n/a	SM	Maj	80	20	72.81	0.8241	29.0977	32.33 %
17	Pawlak, Aleksander	n/a	SM	Maj	85	20	83.76	0.7760	27.4015	30.45 %
18	Sowiński, Paweł	n/a	SM	Maj	85	10	107.26	0.6992	24.6900	27.43 %
19	Bielawski, Piotr	n/a	SM	Maj	0	0	0.00	0.0000	0.0000	0.00 %

Generated by PractiScore for Android (1.5.22 samsung) at 2018-10-22 16:47 +0200

Strzelba IPSC L1 - Tor 3 - 2018-10-20



Stage Results - Modified

Place	Name	No.	Class	Div	PF	Points	Pen	Time	Hit Factor	Stage Pts	Stage %
1	Stryjecki, Tomasz		n/a	M	Maj	80	0	48.93	1.6350	80.0000	100.00 %

Stage Results - Open

Place	Name	No.	Class	Div	PF	Points	Pen	Time	Hit Factor	Stage Pts	Stage %
1	Niewiadomski, Piotr		n/a	O	Maj	80	0	25.82	3.0984	80.0000	100.00 %

Stage Results - Standard

Place	Name	No.	Class	Div	PF	Points	Pen	Time	Hit Factor	Stage Pts	Stage %
1	Boszko, Maciej		n/a	S	Maj	80	0	27.29	2.9315	80.0000	100.00 %
2	Czekala, Tomasz		n/a	S	Maj	80	10	25.95	2.6975	73.6146	92.02 %
3	Brzeziński, Dariusz		n/a	S	Maj	80	0	34.76	2.3015	62.8078	78.51 %
4	Popławski, Rafał		n/a	S	Maj	80	0	35.38	2.2612	61.7072	77.13 %
5	Kalbarczyk, Piotr		n/a	S	Maj	80	0	37.23	2.1488	58.6409	73.30 %
6	Świerzbowski, Kamil		n/a	S	Maj	80	20	28.04	2.1398	58.3951	72.99 %
7	Boszko, Natalia		n/a	S	Maj	80	0	38.84	2.0597	56.2101	70.26 %
8	Wilim, Wilhelm		n/a	S	Maj	80	0	41.96	1.9066	52.0305	65.04 %
9	Warmijak, Piotr		n/a	S	Maj	80	10	39.53	1.7708	48.3253	60.41 %
10	Drygas, Piotr		n/a	S	Maj	80	20	35.21	1.7041	46.5038	58.13 %
11	Rakoczy, Rafał		n/a	S	Maj	80	0	48.19	1.6601	45.3040	56.63 %
12	Sarna, Marta		n/a	S	Maj	80	0	49.17	1.6270	44.4011	55.50 %
13	Stefaniuk, Jacek		n/a	S	Maj	80	0	54.45	1.4692	40.0955	50.12 %
14	Jaczewski, Jan		n/a	S	Maj	80	10	50.27	1.3925	38.0008	47.50 %
15	Michałowicz, Weronika		n/a	S	Maj	80	0	58.62	1.3647	37.2433	46.55 %
16	Jędrał, Krzysztof		n/a	S	Maj	80	0	87.94	0.9097	24.8260	31.03 %
17	Olkowski, Filip		n/a	S	Maj	80	10	87.98	0.7956	21.7129	27.14 %
18	Jędrzykowski, Przemysław		n/a	S	Maj	80	20	87.00	0.6897	18.8207	23.53 %
19	Fiałkowska, Magda		n/a	S	Maj	0	0	0.00	0.0000	0.0000	0.00 %
20	Szymot, Janusz		n/a	S	Maj	0	0	0.00	0.0000	0.0000	0.00 %
21	(DQ) Letki, Michał		n/a	S	Maj						
22	(DQ) Ejsymont, Damian		n/a	S	Maj						

Stage Results - Standard Manual

Place	Name	No.	Class	Div	PF	Points	Pen	Time	Hit Factor	Stage Pts	Stage %
1	Borkowski, Łukasz		n/a	SM	Maj	80	0	31.88	2.5094	80.0000	100.00 %
2	Borowy, Oskar		n/a	SM	Maj	80	0	32.56	2.4570	78.3292	97.91 %
3	Chrulski, Krzysztof		n/a	SM	Maj	80	0	38.28	2.0899	66.6249	83.28 %
4	Bryniak, Dariusz		n/a	SM	Maj	80	0	38.32	2.0877	66.5553	83.19 %
5	Bojanowski, Piotr		n/a	SM	Maj	80	0	41.23	1.9403	61.8579	77.32 %
6	Kowalski, Paweł		n/a	SM	Maj	80	0	42.54	1.8806	59.9530	74.94 %
7	Gorzowski, Karol		n/a	SM	Maj	80	20	33.02	1.8171	57.9285	72.41 %
8	Talarek, Andrzej		n/a	SM	Maj	80	0	49.09	1.6297	51.9536	64.94 %
9	Rożek, Marcin		n/a	SM	Maj	80	0	53.02	1.5089	48.1026	60.13 %
10	Pałka, Tadeusz		n/a	SM	Maj	80	0	53.96	1.4826	47.2646	59.08 %
11	Bohun, Wojciech		n/a	SM	Maj	80	0	57.96	1.3803	44.0028	55.00 %
12	Kudliński, Jakub		n/a	SM	Maj	80	0	73.41	1.0898	34.7419	43.43 %
13	Paczkowski, Andrzej		n/a	SM	Maj	80	0	74.95	1.0674	34.0280	42.54 %
14	Talarek, Żaneta		n/a	SM	Maj	80	20	62.14	0.9656	30.7821	38.48 %
15	Eidrigeivicius, Ignacy		n/a	SM	Maj	80	30	51.96	0.9623	30.6774	38.35 %

16	Pawlak, Aleksander	n/a	SM	Maj	80	10	76.69	0.9128	29.0990	36.37 %
17	Dębski, Michał	n/a	SM	Maj	80	0	95.22	0.8402	26.7843	33.48 %
18	Sowiński, Paweł	n/a	SM	Maj	80	0	105.94	0.7551	24.0740	30.09 %
19	Bielawski, Piotr	n/a	SM	Maj	0	0	0.00	0.0000	0.0000	0.00 %

Generated by PractiScore for Android (1.5.22 samsung) at 2018-10-22 16:47 +0200