


OPEN -- Overall Stage Results

IPSC SHOTGUN

Printed sierpień 24, 2015 at 21:16




Stage 1 -- 1

	PTS	TIME	HIT FACTOR	STAGE POINTS	STAGE PERCENT	COMPETITOR # Name
1	40	28,31	1,4129	40,0000	100,00	28 KOŚLA, Marek
2	40	36,94	1,0828	30,6551	76,64	12 CIEĆWIERZ, Tomasz
3	40	46,97	0,8516	24,1090	60,27	10 LUCIAK, Krzysztof
4	15	80,65	0,1860	5,2653	13,16	22 KWIATKOWSKI, Michał

STANDARD -- Overall Stage Results

IPSC SHOTGUN

Printed sierpień 24, 2015 at 21:16



Stage 1 -- 1

	PTS	TIME	HIT FACTOR	STAGE POINTS	STAGE PERCENT	COMPETITOR # Name
1	40	26,90	1,4870	40,0000	100,00	21 NIEWIADOMSKI, Piotr
2	40	32,55	1,2289	33,0568	82,64	4 KRZYŻEWSKI, Damian
3	40	77,80	0,5141	13,8303	34,58	32 KOŁTYŚ, Michał
4	30	67,77	0,4427	11,9079	29,77	26 WARMIJAK, Piotr
5	0	47,85	0,0000	0,0000	0,00	25 SIENNICKI, Wojciech
6	0	61,81	0,0000	0,0000	0,00	31 KAŻMIERCZAK, Piotr

STANDARD MANUAL -- Overall Stage Results**IPSC SHOTGUN**

Printed sierpień 24, 2015 at 21:16


**Stage 1 -- 1**

	PTS	TIME	HIT FACTOR	STAGE POINTS	STAGE PERCENT	COMPETITOR # Name
1	40	14,53	2,7529	40,0000	100,00	7 CZEKALA, Tomasz
2	40	17,54	2,2805	33,1357	82,84	3 BORKOWSKI, Łukasz
3	40	22,41	1,7849	25,9349	64,84	20 EIDRIGEVICIUS, Ignacy
4	40	38,99	1,0259	14,9064	37,27	27 OPALA, Michał
5	40	39,57	1,0109	14,6879	36,72	23 DYNER, Arkadiusz
6	40	41,95	0,9535	13,8546	34,64	18 IZDEBSKI, Tomasz
7	30	32,28	0,9294	13,5037	33,76	29 RYBAK, Bartłomiej
8	40	43,34	0,9229	13,4102	33,53	9 SKOLIK, Andrzej
9	20	24,59	0,8133	11,8178	29,54	1 MIKOŁAJCZYK, Patryk
10	40	49,61	0,8063	11,7154	29,29	24 KUDLIŃSKI, Jakub
11	40	54,11	0,7392	10,7411	26,85	6 TRACZ, Maciej
12	40	60,22	0,6642	9,6513	24,13	14 SŁODKOWSKI-STRUZIK, Przemysław
13	40	62,14	0,6437	9,3531	23,38	13 CZECH, Mariusz
14	40	64,58	0,6194	8,9997	22,50	15 BIELECKI, Jakub
15	40	66,03	0,6058	8,8021	22,01	2 TOMASZEWSKI, Robert
16	40	79,14	0,5054	7,3439	18,36	8 CZEKALA, Dorota
17	40	82,36	0,4857	7,0568	17,64	30 JACZEWSKI, Jan
18	25	69,03	0,3622	5,2622	13,16	5 ŻMUDA, Marek
19	25	76,17	0,3282	4,7689	11,92	19 BUSZMICZ, Michał
20	0	28,98	0,0000	0,0000	0,00	16 OSTROWSKI, Piotr
21	0	72,00	0,0000	0,0000	0,00	17 SAWICKI, Krzysztof
22	0	33,85	0,0000	0,0000	0,00	11 KORDAŚ, Piotr

OPEN -- Overall Stage Results

IPSC SHOTGUN

Printed sierpień 24, 2015 at 21:16



Stage 2 -- 2

	PTS	TIME	HIT FACTOR	STAGE POINTS	STAGE PERCENT	COMPETITOR # Name
1	60	48,92	1,2265	60,0000	100,00	12 CIEĆWIERZ, Tomasz
2	60	81,83	0,7332	35,8695	59,78	22 KWIATKOWSKI, Michał
3	10	26,35	0,3795	18,5655	30,94	28 KOŚLA, Marek
4	0	42,19	0,0000	0,0000	0,00	10 LUCIAK, Krzysztof

STANDARD -- Overall Stage Results

IPSC SHOTGUN

Printed sierpień 24, 2015 at 21:16



Stage 2 -- 2

	PTS	TIME	HIT FACTOR	STAGE POINTS	STAGE PERCENT	COMPETITOR # Name
1	60	21,41	2,8024	60,0000	100,00	21 NIEWIADOMSKI, Piotr
2	60	32,75	1,8321	39,2244	65,37	4 KRZYŻEWSKI, Damian
3	50	28,48	1,7556	37,5878	62,65	26 WARMIJAK, Piotr
4	35	56,42	0,6203	13,2816	22,14	32 KOŁTYŚ, Michał
5	35	73,51	0,4761	10,1939	16,99	25 SIENNICKI, Wojciech
6	45	137,83	0,3265	6,9901	11,65	31 KAŻMIERCZAK, Piotr

STANDARD MANUAL -- Overall Stage Results

IPSC SHOTGUN

Printed sierpień 24, 2015 at 21:16



Stage 2 -- 2

	PTS	TIME	HIT FACTOR	STAGE POINTS	STAGE PERCENT	COMPETITOR # Name
1	60	22,49	2,6679	60,0000	100,00	20 EIDRIGEVICIUS, Ignacy
2	60	23,86	2,5147	56,5549	94,26	3 BORKOWSKI, Łukasz
3	60	25,44	2,3585	53,0424	88,40	7 CZEKALA, Tomasz
4	45	31,24	1,4405	32,3960	53,99	1 MIKOŁAJCZYK, Patryk
5	60	42,84	1,4006	31,4986	52,50	11 KORDAŚ, Piotr
6	60	47,38	1,2664	28,4804	47,47	9 SKOLIK, Andrzej
7	60	51,93	1,1554	25,9850	43,31	16 OSTROWSKI, Piotr
8	60	52,10	1,1516	25,9002	43,17	23 DYNER, Arkadiusz
9	50	53,54	0,9339	21,0030	35,00	6 TRACZ, Maciej
10	50	56,62	0,8831	19,8605	33,10	18 IZDEBSKI, Tomasz
11	35	40,62	0,8616	19,3784	32,30	29 RYBAK, Bartłomiej
12	35	43,22	0,8098	18,2126	30,35	27 OPALA, Michał
13	45	59,07	0,7618	17,1331	28,56	5 ŻMUDA, Marek
14	60	80,02	0,7498	16,8633	28,11	24 KUDLIŃSKI, Jakub
15	30	53,82	0,5574	12,5362	20,89	19 BUSZMICZ, Michał
16	25	65,38	0,3824	8,5997	14,33	2 TOMASZEWSKI, Robert
17	35	140,66	0,2488	5,5961	9,33	8 CZEKALA, Dorota
18	10	60,33	0,1658	3,7278	6,21	30 JACZEWSKI, Jan
19	10	84,47	0,1184	2,6625	4,44	15 BIELECKI, Jakub
20	0	65,04	0,0000	0,0000	0,00	13 CZECH, Mariusz
21	0	54,49	0,0000	0,0000	0,00	14 SŁODKOWSKI-STRUZIK, Przemysław
22	0	102,77	0,0000	0,0000	0,00	17 SAWICKI, Krzysztof